

Walk to School Week - Walk to school iSpy



Who can take part?

Anyone who walks to school between 20th May and 24th May 2024

You can complete the iSpy by yourself or with your family.

Who did the spotting?

Name/s: _____

Class/es: _____

.....

Top tips

Look at things big and small, familiar and unusual. Take an interest in the places around you and on the way to school. Spot something you never noticed was there before!

Keep yourself safe

- Share the pavement sensibly - keep away from the kerb, pass other people carefully, show respect and be friendly.
- Make sure you are paying attention as you pass driveways and cross the road.
- Find the safest place to cross (use pedestrian crossings and traffic islands if possible).
- Make sure you can see clearly in all directions before you cross - STOP, LOOK, LISTEN!

Share your spots

What was your favourite spot? _____

What was your most unusual spot? _____





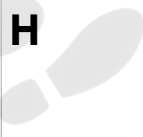
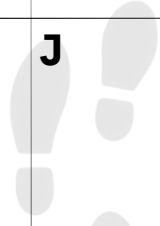
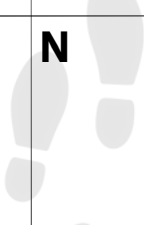



What did you most enjoy about the iSpy activity? _____

What will you spot as you walk to school?



Walk to School Week- Walk to school iSpy

Can you spot something beginning with every letter of the alphabet on your way to school?

A	B 	C	D 
E	F 	G 	H 
I	J 	K Kerb Always walk away from the kerb edge and keep out of the road.	L
M	N 	O	P
Q 	R 	S	T
U 	V	W	X Crossroads! A crossroad junction is often shaped like an X. Make sure you take care and cross one road at a time.
Y	Z (clue: you should find these on the road outside your school)	Most unusual spot	Favourite spot